

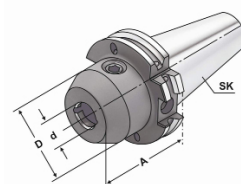
Upínač Weldon s chladicími kanály pro upínací stopky


End mill holders with coolant channels



Upínač Weldon DIN 6359 pro upínací stopky DIN 1835-B

For mounting straight-shank tools with lateral flat according to DIN 1835 form B (Weldon).



Název Catalog number	Kužel Taper	d	D	A		G 2,5 25.000 min ⁻¹
SK40.50.WK.06.ADB	SK40	6	25	50	AD/B	•
SK40.50.WK.08.ADB	SK40	8	28	50	AD/B	•
SK40.50.WK.10.ADB	SK40	10	35	50	AD/B	•
SK40.50.WK.12.ADB	SK40	12	42	50	AD/B	•
SK40.50.WK.14.ADB	SK40	14	44	50	AD/B	•
SK40.63.WK.16.ADB	SK40	16	48	63	AD/B	•
SK40.63.WK.18.ADB	SK40	18	50	63	AD/B	•
SK40.63.WK.20.ADB	SK40	20	52	63	AD/B	•
SK40.100.WK.25.ADB	SK40	25	65	100	AD/B	•
SK40.100.WK.32.ADB	SK40	32	72	100	AD/B	•
SK40.120.WK.40.ADB	SK40	40	80	120	AD/B	•
SK40.100.WK.06.ADB	SK40	6	25	100	AD/B	•
SK40.100.WK.08.ADB	SK40	8	28	100	AD/B	•
SK40.100.WK.10.ADB	SK40	10	35	100	AD/B	•
SK40.100.WK.12.ADB	SK40	12	42	100	AD/B	•
SK40.100.WK.14.ADB	SK40	14	44	100	AD/B	•
SK40.100.WK.16.ADB	SK40	16	48	100	AD/B	•
SK40.100.WK.18.ADB	SK40	18	50	100	AD/B	•
SK40.100.WK.20.ADB	SK40	20	52	100	AD/B	•
SK40.130.WK.06.ADB	SK40	6	25	130	AD/B	•
SK40.130.WK.08.ADB	SK40	8	28	130	AD/B	•
SK40.130.WK.10.ADB	SK40	10	35	130	AD/B	•
SK40.130.WK.12.ADB	SK40	12	42	130	AD/B	•
SK40.130.WK.14.ADB	SK40	14	44	130	AD/B	•
SK40.130.WK.16.ADB	SK40	16	48	130	AD/B	•
SK40.130.WK.18.ADB	SK40	18	50	130	AD/B	•
SK40.130.WK.20.ADB	SK40	20	52	130	AD/B	•
SK40.160.WK.06.ADB	SK40	6	25	160	AD/B	•
SK40.160.WK.08.ADB	SK40	8	28	160	AD/B	•
SK40.160.WK.10.ADB	SK40	10	35	160	AD/B	•
SK40.160.WK.12.ADB	SK40	12	42	160	AD/B	•
SK40.160.WK.14.ADB	SK40	14	44	160	AD/B	•
SK40.160.WK.16.ADB	SK40	16	48	160	AD/B	•
SK40.160.WK.18.ADB	SK40	18	50	160	AD/B	•
SK40.160.WK.20.ADB	SK40	20	52	160	AD/B	•

od průměr d = 25 se dvěma upínacími šrouby

d = 6 až 18 se dvěma chladicími kanály

d = 20 až 40 se čtyřmi chladicími kanály

from d = 25 on two clamping screws

d = 6 to 18 with two coolant channels

d = 20 to 40 with four coolant channels

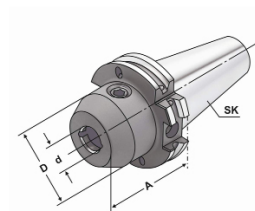
Upínač Weldon s chladicími kanály pro upínací stopky


End mill holders with coolant channels



Upínač Weldon DIN 6359 pro upínací stopky DIN 1835-B

For mounting straight-shank tools with lateral flat according to DIN 1835 form B (Weldon).



Název Catalog number	Kužel Taper	d	D	A		G 2,5 25.000 min ⁻¹
SK50.63.WK.06.ADB	SK50	6	25	63	AD/B	•
SK50.63.WK.08.ADB	SK50	8	28	63	AD/B	•
SK50.63.WK.10.ADB	SK50	10	35	63	AD/B	•
SK50.63.WK.12.ADB	SK50	12	42	63	AD/B	•
SK50.63.WK.14.ADB	SK50	14	44	63	AD/B	•
SK50.63.WK.16.ADB	SK50	16	48	63	AD/B	•
SK50.63.WK.18.ADB	SK50	18	50	63	AD/B	•
SK50.63.WK.20.ADB	SK50	20	52	63	AD/B	•
SK50.80.WK.25.ADB	SK50	25	65	80	AD/B	•
SK50.100.WK.06.ADB	SK50	6	25	100	AD/B	•
SK50.100.WK.08.ADB	SK50	8	28	100	AD/B	•
SK50.100.WK.10.ADB	SK50	10	35	100	AD/B	•
SK50.100.WK.12.ADB	SK50	12	42	100	AD/B	•
SK50.100.WK.14.ADB	SK50	14	44	100	AD/B	•
SK50.100.WK.16.ADB	SK50	16	48	100	AD/B	•
SK50.100.WK.18.ADB	SK50	18	50	100	AD/B	•
SK50.100.WK.20.ADB	SK50	20	52	100	AD/B	•
SK50.100.WK.32.ADB	SK50	32	72	100	AD/B	•
SK50.100.WK.40.ADB	SK50	40	80	100	AD/B	•

od průměr d = 25 se dvěma upínacími šrouby

d = 6 až 18 se dvěma chladicími kanály

d = 20 až 40 se čtyřmi chladicími kanály

from d = 25 on two clamping screws

d = 6 to 18 with two coolant channels

d = 20 to 40 with four coolant channels

Upínač Weldon s chladicími

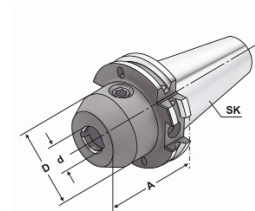



kanály pro upínací stopky

End mill holders with coolant channels

Upínač Weldon DIN 6359 pro upínací stopky DIN 1835-B

For mounting straight-shank tools with lateral flat according to DIN 1835 form B (Weldon).



Název Catalog number	Kužel Taper	d	D	A		G 2,5 25.000 min ⁻¹
SK50.130.WK.06.ADB	SK50	6	25	130	AD/B	•
SK50.130.WK.08.ADB	SK50	8	28	130	AD/B	•
SK50.130.WK.10.ADB	SK50	10	35	130	AD/B	•
SK50.130.WK.12.ADB	SK50	12	42	130	AD/B	•
SK50.130.WK.14.ADB	SK50	14	44	130	AD/B	•
SK50.130.WK.16.ADB	SK50	16	48	130	AD/B	•
SK50.130.WK.18.ADB	SK50	18	50	130	AD/B	•
SK50.130.WK.20.ADB	SK50	20	52	130	AD/B	•
SK50.130.WK.25.ADB	SK50	25	65	130	AD/B	•
SK50.130.WK.32.ADB	SK50	32	72	130	AD/B	•
SK50.130.WK.40.ADB	SK50	40	80	130	AD/B	•
SK50.160.WK.06.ADB	SK50	6	25	160	AD/B	•
SK50.160.WK.08.ADB	SK50	8	28	160	AD/B	•
SK50.160.WK.10.ADB	SK50	10	35	160	AD/B	•
SK50.160.WK.12.ADB	SK50	12	42	160	AD/B	•
SK50.160.WK.14.ADB	SK50	14	44	160	AD/B	•
SK50.160.WK.16.ADB	SK50	16	48	160	AD/B	•
SK50.160.WK.18.ADB	SK50	18	50	160	AD/B	•
SK50.160.WK.20.ADB	SK50	20	52	160	AD/B	•
SK50.160.WK.25.ADB	SK50	25	65	160	AD/B	•
SK50.160.WK.32.ADB	SK50	32	72	160	AD/B	•
SK50.160.WK.40.ADB	SK50	40	80	160	AD/B	•

od průměr d = 25 se dvěma upínacími šrouby

d = 6 až 18 se dvěma chladicími kanály

d = 20 až 40 se čtyřmi chladicími kanály

from d = 25 on two clamping screws

d = 6 to 18 with two coolant channels

d = 20 to 40 with four coolant channels